



ENGINEERED HARDWOOD

F L O O R I N G

JIANGSU BEIER DECORATION MATERIALS CO., LTD.
Address: No.999 Chaoyang Rd, Henglin Town, Changzhou City, JS 213101, CHINA
Tel: 86-519-68867907
Fax: 86-519-68863336
E-mail: angel_23@bbfloor.com
www.bblflooring.com


BBL FLOOR
— Bring Best Life —



| ENGINEERED HARDWOOD FLOORING |



01
PLYWOOD



02
HDF+WOOD




03
SPC+WOOD



04
WALL PANEL



05
HERRINGBONE



06
CHEVRON FLOORING



07
GLAZE FINISH




08
NEGATIVE
ION TEC.

CONTENTS

17	PLYWOOD
33	HDF+WOOD
37	SPC+WOOD
39	GLAZE FINISH



01 PLYWOOD



Engineered flooring lets you bring the beauty and warmth of hardwood into all areas of your home. It looks like solid hardwood because it is! But underneath, it's "engineered" to allow the wood to naturally contract and expand. That means it can be installed virtually everywhere, even in high-moisture areas like basements and over concrete!

02 WOOD+HDF



It has beautiful patterns and its discreet and pristine character make it very precious.

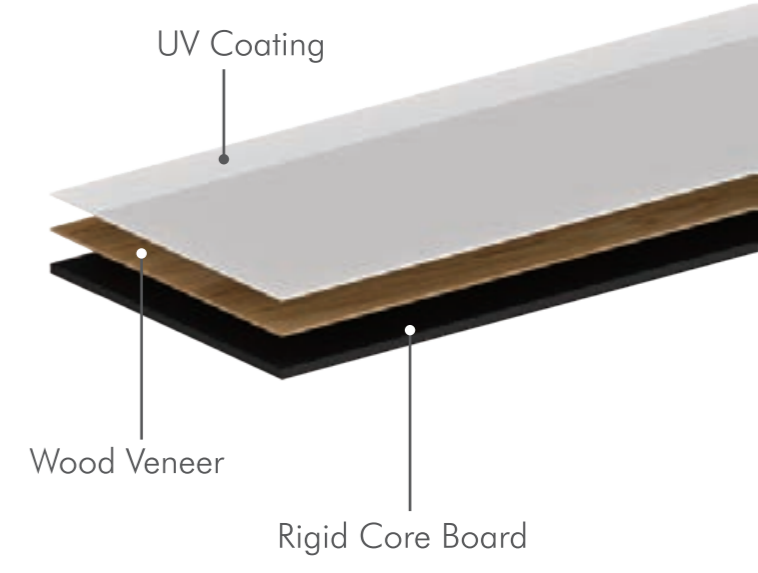
It is made into wide boards and large boards and it has several knots, Simple HDF structure combined with rustic veneer, bringing more real feelings.





**100%
WATERPROOF
HARDWOOD**
REAL HARDWOOD. ZERO WORRIES
YOU CAN ACTUALLY LIVE ON

03 SPC+WOOD



Simplex wood flooring -rigid core with wood veneer

This product has eight advantages over previous traditional engineered hardwood flooring. To make up for the shortcomings of the past product. As two-layer engineered hardwood flooring, it can avoid ADD and CVD for the USA market.

Advantages	Wood	Standard Engineered Wood
Real wood veneer with natural looking	√	√
Good foot sense	√	√
Can be wet mopped=easy-to-clean	√	×
Stable to high temperature and humidity variations	√	×
Suitable for Every Room	√	√
Impact Resistant & indentation	√	√
No acclimation required	√	×
Minimum Preparations	√	×

04 WALL PANEL

Craft the Perfect Accent Wall

- Available in multiple finishes and styles, now you can add the beauty of real wood to your home with easy to install Wall Wood.
- An affordable way to add excitement, beauty and dimension to your home.
- Framed art and family photos can be easily hung directly onto the Panels.
- Due to wood's natural finish, the grain of each Wood Wall Panel will be subtly varied-adding fascinating depth to any room.

**Not for use on floors*

Actual Panel Size

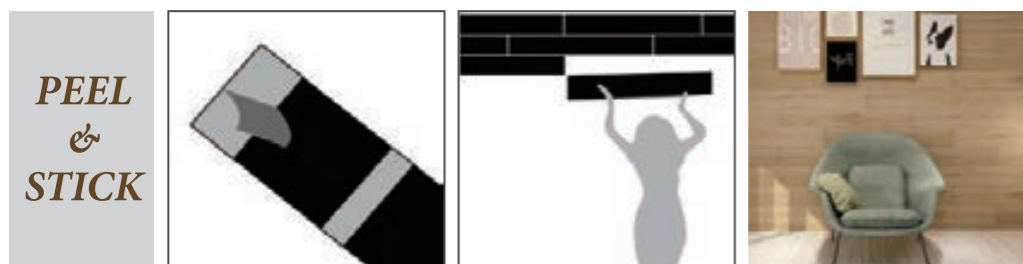

TOP NATURAL WOOD



SIDE



BACK WOOD LAYER



SPECIFICATION

Size(mm): 930 x 130 x 4.0

Core: MDF core

Accent wood top: 1.2mm

Installation Type: Peel & Stick

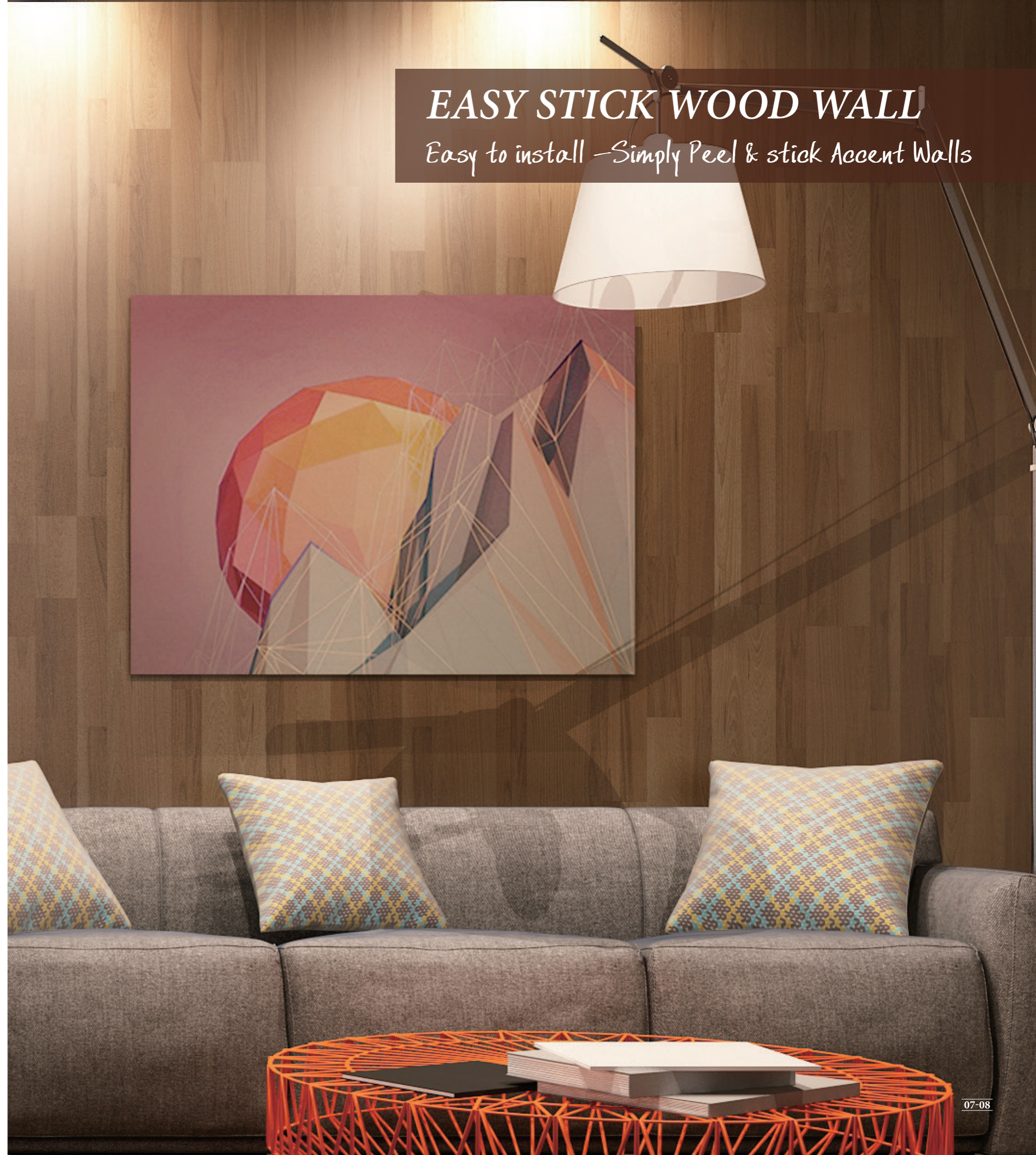
Surface Texture: Accent, brushing or distressed

Panel Design: Plank Appearance

With "peel and stick" EVA backings: Yes

EASY STICK WOOD WALL

Easy to install - Simply Peel & stick Accent Walls





05 HERRINGBONE

Herringbone is a very popular pattern. It got its name from its resemblance to the pattern of bones of a herring, and is very similar to the chevron pattern.

More and more people are opting for engineered herringbone flooring, moving away from the traditional solid blocks.

This type of flooring is an excellent choice for those wanting to decorate their homes on a budget, but still achieve that luxurious finished effect. Engineered is typically more cost effective than solid blocks, and there's also labour to take into consideration too.

There's a wide variety of choices of colour from deep, rich, chocolatey colours to light oaks and even greys, there's an option to suit all styles of home, and all preferences.



THB4502

Species: Teak
Size(mm): 450 x 90 x 15/4.0
450 x 75 x 14/3.0
Grade: ABC
Construction: Multi-layer

Cutting: Sawn
Core: Plywood
Surface treatment: Smooth
Installation: TG

06 CHEVRON FLOORING



Vienna (Oak)



Istanbul (Walnut)

Species: European Oak / Walnut

Size(mm): 510 x 90 x 15/4.0

600 x 90 x 15/4.0

Long planks percentage: 100%

Cutting: Sawn

Grade: ABCD

Construction: Multi-layer

Surface treatment: Wire Brush / Smooth

Installation: TG



Chevron flooring pattern originated in 17th century France, where it quickly became one of the most preferred types of floors in the palaces of the kings and nobility alike. The main difference between chevron and herringbone patterns is that the chevron planks are cut to ensure that each “zig” and “zag” are connected at a 45 degree angle.

In recent times, these beautiful chevrons floors are being installed across the UK and many other parts of the world. If you ever read the latest fashions magazines, you would have noticed that that chevron flooring feature in many fashion shoot.

With the veneer of European Oak or Walnut, it looks simple and noble.

It not only ensures the beauty, but also maintains the hardness and wear-resistance of these species themselves.



07

GLAZE FINISH

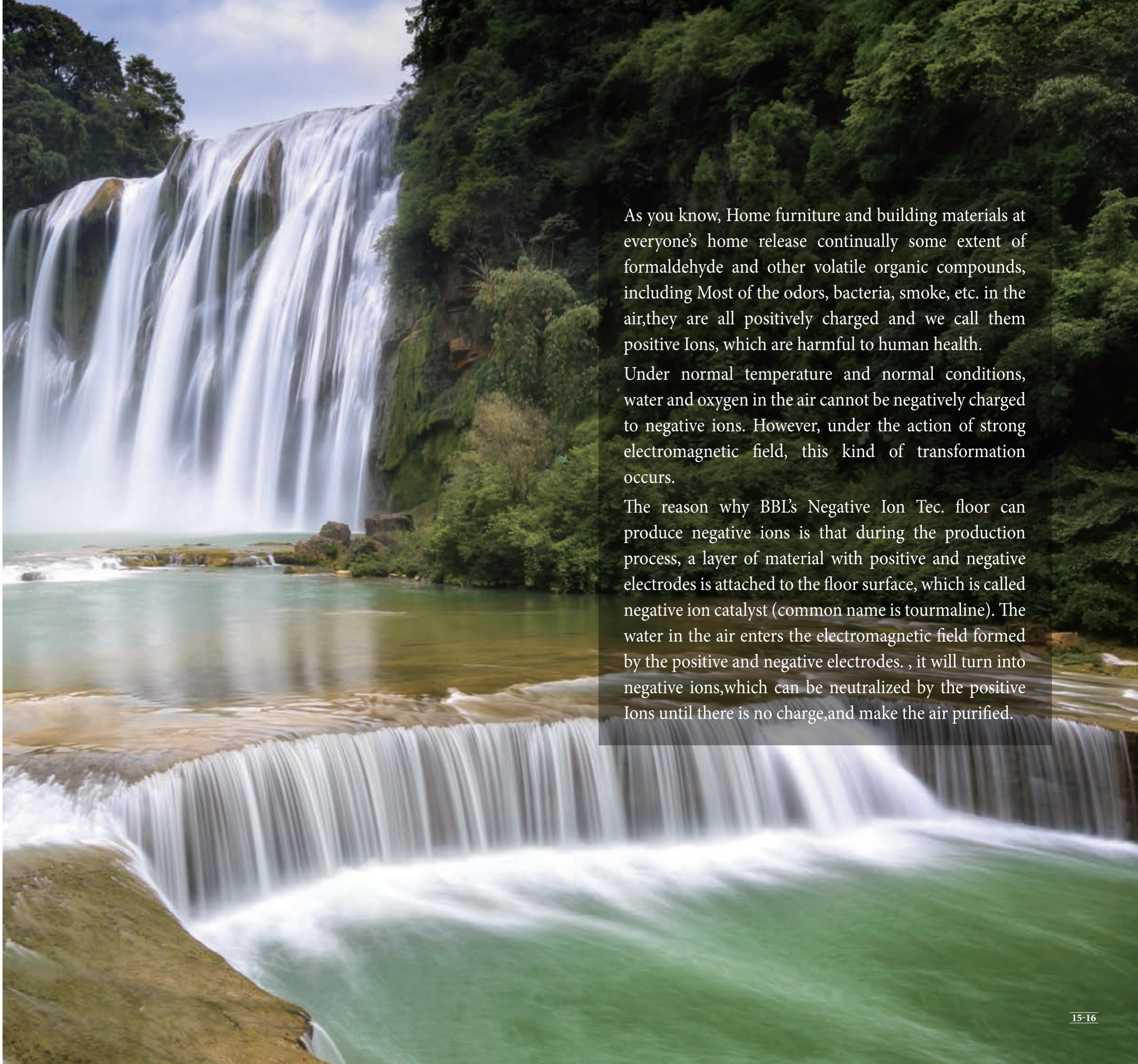
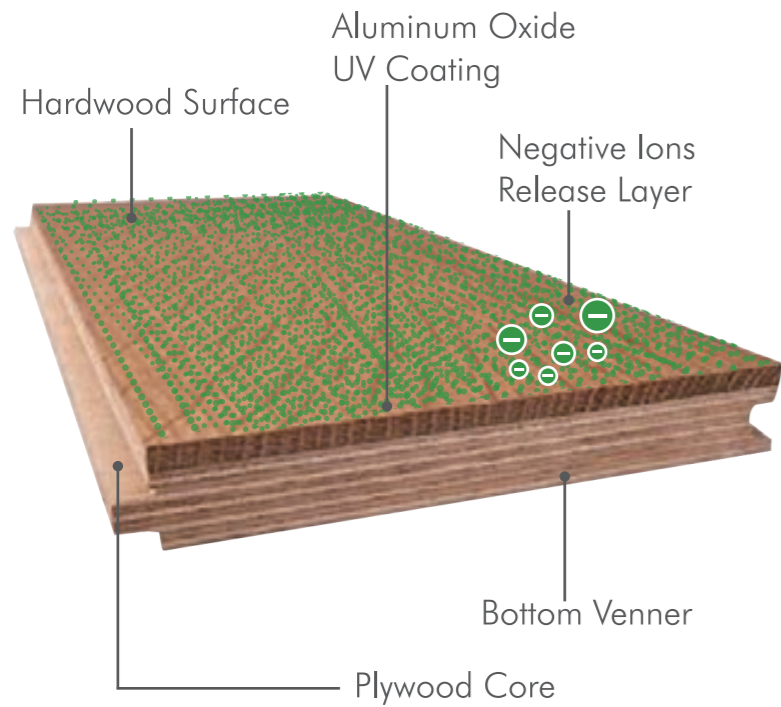
Waterborne Glaze cured finish is a newly launched technologies, which captures not only the organic, realistic look and feel, but the unparalleled colorfast function.

It permeates into the wood grain with carefully applied staining by hand, adjusting the different color tunes which make the flooring more vertical and realistic, especially for the hand craft surface treatment.

Waterborne Glaze cured finish function better in resistance of color to fading or running, resulting in the best durability and color protection.

Style, aesthetic, performance: Engineered hardwood flooring at its finest.

08 NEGATIVE ION TEC.



As you know, Home furniture and building materials at everyone's home release continually some extent of formaldehyde and other volatile organic compounds, including Most of the odors, bacteria, smoke, etc. in the air, they are all positively charged and we call them positive Ions, which are harmful to human health.

Under normal temperature and normal conditions, water and oxygen in the air cannot be negatively charged to negative ions. However, under the action of strong electromagnetic field, this kind of transformation occurs.

The reason why BBL's Negative Ion Tec. floor can produce negative ions is that during the production process, a layer of material with positive and negative electrodes is attached to the floor surface, which is called negative ion catalyst (common name is tourmaline). The water in the air enters the electromagnetic field formed by the positive and negative electrodes. , it will turn into negative ions, which can be neutralized by the positive Ions until there is no charge, and make the air purified.



Hill top -1980 per cm³ Waterfall -7070 per cm³ Negative Ion Tec. Floor -1000 per cm³

EXAMINATION ON CONCENTRATION OF NEGATIVE IONS




Australia Wood Species



Blackbutt



Spotted Gum



Species: Blackbutt / Spotted Gum
Size(mm): 1900 x 140 x 14/2.0
1900 x 136 x 14/2.0
Grade: ABCD
Construction: Multi-layer
Cutting: Sawn
Core: Plywood
Surface treatment: Smooth
Installation: TG / Valinge Click



Arbor 013




GR001




GR002



GR003



GR004



GR005



GR006



GR007



SCHOLAR-09

Species: Chinese Maple
 Size(mm): 1900 x 190 x 14/3.0
 Grade: BCDE
 Construction: Multi-layer
 Cutting: Sawn
 Core: Plywood
 Surface treatment: Handscraped&Glaze
 Installation: TG

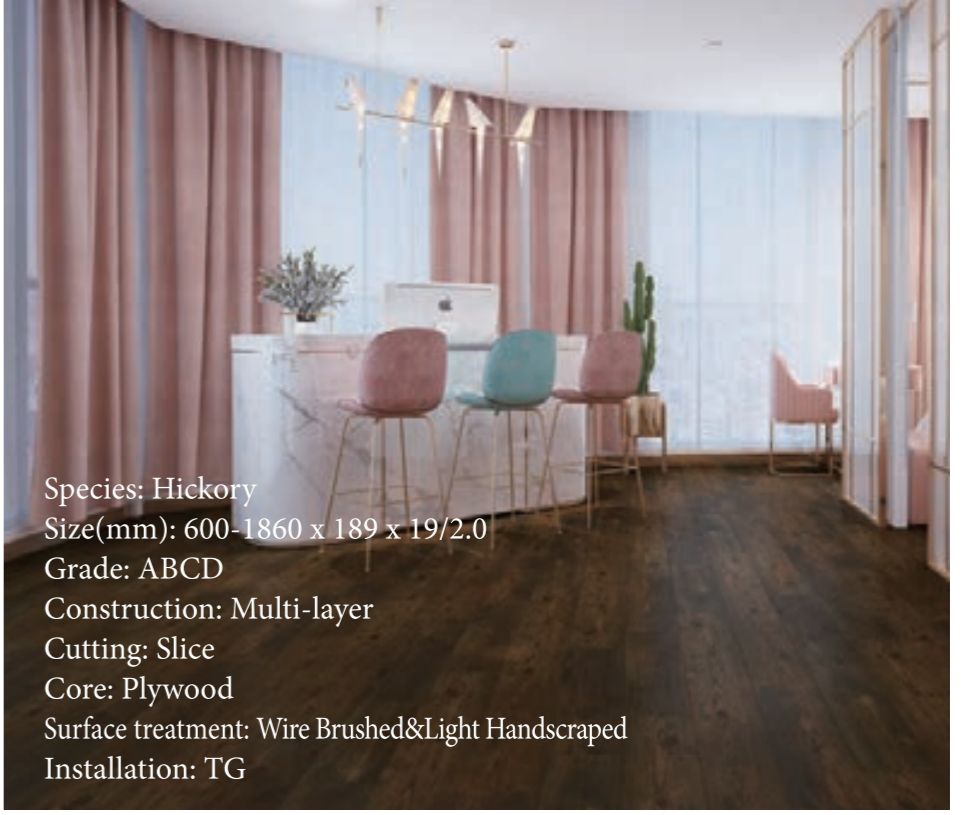
Maple

*Engineered
Hardwood Flooring*





Engineered Hardwood Flooring
-- Hickory



Species: Hickory
Size(mm): 600-1860 x 189 x 19/2.0
Grade: ABCD
Construction: Multi-layer
Cutting: Slice
Core: Plywood
Surface treatment: Wire Brushed&Light Handscraped
Installation: TG

Mocha



MEL-01710



MEL-01711



MEL-01712



MEL-01714

Species: Hickory
Size(mm): 400-1200 x 127 x 12/1.2
Long plank percentage: 20%
Grade: ABCD
Construction: Multi-layer
Cutting: Slice
Core: Plywood
Surface treatment: Wire Brushed
Installation: TG



Brown



Hazalunt



Homestead



Shadow




Natural


Species: Hickory
Size(mm): 400-1200 x 127 x 12/1.2
Long plank percentage: 50%
Grade: ABCD

Construction: Multi-layer
Cutting: Rotary
Core: Plywood

Surface treatment: Handscraped
Installation: TG




Smokehouse




Urban Grey



Wheat




J-01




J-02




J-03




J-04




J-05



J-06




J-07




J-08



J-09




J-10



J-11


Species: Germany Beech
 Dimension: 1225 x 167 x 15/1.0
 Long planks percentage: 1225: 75%
 Cutting: Rotary
 Finish: Handscraped
 Grade: AB
 Installation: TG
 Construction: Plywood
 Bevel: Micro bevel

Engineered Hardwood Flooring
 -- *Germany Beech*






Engineered Hardwood Flooring
-- European Oak




HF001




905




122EO



Maggie01




GXO101



HOL2



HYBL02




HYBL03



BBL001




MS02



Classic

Species: European Oak
 Size(mm): 1900 x 190 x 14/3.0
 Grade: ABCD
 Construction: Multi-layer
 Cutting: Sawn
 Core: Plywood
 Surface treatment: Wire Brushed
 Installation: TG




Cancun




19104




Copenhagen-19101



Country Grey




Aspen



BL002



Metz Brown-19103



Milan



Stockholm-19104




GXO102



BL003



Aspen-19102



Tea Lake




White Sand




Dark Walnut



Natural Walnut



Cloud Atlas



Postmodernism

Species: Walnut
 Size(mm): 1220 x 167 x 15/1.2(0.6)
 Grade: ABC
 Construction: Multi-layer
 Cutting: Slice / Rotary
 Core: Plywood
 Surface treatment: Smooth
 Installation: TG



Engineered Hardwood Flooring
 -- *Walnut*



Species: Oak
 Size(mm): 400-1200 x 125 x 9/1.2
 Long plank percentage: 20%
 Grade: ABCD
 Construction: HDF+Wood veneer
 Cutting: Slice
 Core: HDF
 Surface treatment: Wire Brushed
 Installation: Valinge Click

KLM-19-0051




Species: Walnut
 Size(mm): 400-1200 x 125 x 8/0.6
 Long plank percentage: 20%
 Grade: ABC
 Construction: HDF+Wood veneer
 Cutting: Rotary
 Core: HDF
 Surface treatment: Smooth
 Installation: Valinge Click



KLM-19-0052




Dark Walnut



KLM-19-0053

KLM-19-0083



Natural Walnut





Mele-0331



Mele-0332



Mele-0333



Mele-0334



Mele-0335

Species: Oak
 Size(mm): 400-1200 x 125 x 12/1.2
 Long plank percentage: 20%
 Grade: ABCD
 Construction: HDF+Wood veneer

Cutting: Slice
 Core: HDF
 Surface treatment: Wire Brushed
 Installation: Valinge Click



Mele-0336




HIRW001




MT-X102



MT-X103




MT-X109




WALNUT044

Species: Oak / Hickory / Walnut
Size(mm): 910 x 127 x 8.2
1200 x 125 x 6.0
Construction: SPC+Wood veneer

Cutting: Slice
Veneer: 1.2mm Oak / Hickory / Walnut wood veneer
Grading: Rustic grading with natural looking
Installation: Valinge click



GO-101



GO-104



GO-102



GO-105




GO-103



GO-106



Species: European Oak
 Size(mm): 1900 x 190 x 18/3.0
 Long planks percentage: 75%
 Grade: ABCD
 Construction: Multi-layer
 Cutting: Sawn
 Surface treatment: Brushed & Handscraped
 Finish: Glaze
 Click: TG



GH-101




GH-102



GH-103



GH-104



GH-105



GH-106

Species: Hickory
Size(mm): 1900 x 190 x 19/2.0
Long planks percentage: 75%
Grade: ABCD
Construction: Multi-layer

Cutting: Rotary / Slice
Surface treatment: Handscraped
Finish: Glaze
Click: TG